


Lifecycles

TEACHER PACKAGE

Thank you for booking a Teacher's Pet In-School Field Trip!



TEACHER'S PET™



In this package, you will find some key documents that will help you prepare for your upcoming fieldtrip. This package includes:

- ✓ Field Trip Form
- ✓ Checklist Letter
- ✓ Learning outcomes that will be explored during the fieldtrip
- ✓ Information Sheets about payments and volunteers

★ Please use the Checklist Letter as your guide as you prepare your classroom for our visit.

Please note that all documents are copyrighted and any reproduction or distribution of these documents electronically or otherwise, in whole or in part, is strictly prohibited except for the purposes of this singular scheduled field trip.

If you have any questions, please feel free to contact us at

- ★ 780 434 8224
- ★ 1-888-634-8738 for Calgary
- ★ Email: fieldtrips@tpet.ca

We are looking forward to visiting your classroom and engaging your students in an energetic and interactive learning experience!

Best wishes,

The Teacher's Pet Team



No bus needed!
We come to your classroom!

Payments

Please note our Payment Policy:



1. You will be invoiced once the field trip has taken place. This invoice will be emailed directly to the accounts payable individual at your school.
2. Payments may be by cheque or credit card.
3. If paying by cheque, please make the cheque out to **Teacher's Pet Educational Services** and mail to:
Teacher's Pet Educational Services
11215-180 Street
Edmonton, AB
T5S 0B4
4. If paying by credit card, please call the office at:
780 434 8224 (Edmonton)
1 888 634 8738


Please note: We are an approved vendor in your school district.

Volunteers

Volunteers are an integral part of your classroom and during this field trip. On your checklist letter and on the field trip form, you will find a suggested number of volunteers that are needed for this event. Please be aware that there may be components of this field trip where volunteers will need to read English. If this is difficult for some of your volunteers, we will try to place them at stations with little or no reading but this is not always possible.



Student Booklets



Teacher's Pet is going green! We are committed to helping the environment in accordance with green initiatives undertaken within schools. We are currently in the process of reducing the length of or eliminating the student booklets that have been used in our field trips. We understand that photocopying costs are steep and excess paper usage is not good for the environment.

As change takes time, some our field trips will still have a reproducible student booklet this year. We thank you for your patience during this time of transition.

Lifecycles


IN-SCHOOL FIELD TRIP FORM

A Teacher's Pet Educational Services In-School Field Trip is visiting our classroom! Our students will have an opportunity to participate in interactive stations while learning several key components of the curriculum.

Here is brief outline of our learning adventure!

LIFECYCLES

Your children will become part of the L.D.T. – The Lifecycle Discovery Team! They will explore some of the different animals in our world and see firsthand the process of growth and change. They will classify animals and see how their needs are met. Afterwards, the L.D.T. will be ready to protect our future animals from environmental threats!



Date of presentation: _____

Time of presentation: _____

Cost: _____ Please return your payment for this event by _____

✂ -----

I hereby give my son/daughter _____ permission to participate in the Lifecycles In-School Fieldtrip on _____ at _____ AM/PM.

Date: _____ Signature: _____

Amount enclosed: _____

In order for your child to receive the maximum benefit from this field trip, we will require 4 volunteers to help out in station activities. Please arrive at least 15 minutes before the scheduled field trip time to receive instructions.

I will be able to volunteer.
Name/phone number: _____

I am sorry, but I will not be able to volunteer.



Lifecycles

CHECKLIST

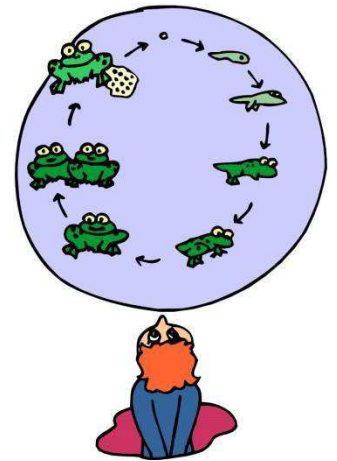
The following is a checklist to help you prepare for this exciting event. We kindly recommend that this checklist is followed to ensure a smooth and productive field trip.

Before the field trip:

- If it is your policy to send home a field trip form letter for in-school field trips, you are welcome to use the one included in this package. It has been provided for your convenience!
- 4 volunteers are required and should arrive at least 15 minutes prior to the beginning of the field trip.
- Please photocopy the Student Booklet.

Day of the field trip:

- Please organize your classroom in the following way:
 - 5 stations with tables or 4 desks together (ensure that there are enough seats for each member of the group at each station)
- Divide your class into FIVE groups. Students do not need to be in these groups at the beginning of the field trip but will break into their groups shortly afterwards. If you have already decided how the students will be divided up, it will ensure a smooth transition.
- All students must wash their hands BEFORE the field trip.
- Please provide each student has a name tag and pencil.
- The Teacher's Pet representative will arrive approximately 20-30 minutes prior to the scheduled field trip to set up stations and talk to parent volunteers.



During the field trip:

- Students will rotate through stations.
- The Teacher's Pet representative does not replace the classroom teacher. It is beneficial for the classroom teacher to roam freely to provide positive reinforcement and troubleshoot.
- Since students are quite involved during the field trip, it is necessary for them to stay in for recess.

After the field trip:

- Please fill out the online evaluation form found at <https://tpet.wufoo.com/forms/r7x3a7/> . Your input is very valuable and very much appreciated!

Payment:

- Please refer to the Payment section included on the "For Your Information..." page for detailed information about our Payment Policy.

Please contact us if you have any questions or comments. Thank you for allowing us the privilege of visiting your classroom!

Best wishes,

The Teacher's Pet Team

Lifecycles

LEARNER OUTCOMES

The following **Learner Outcomes** are explored to varying degrees within the 2 hour Grade 3 In-School Field Trip, Lifecycles.

Students will:

- Describe the appearance and life cycles of some common animals.
- Classify a variety of animals, based on observable characteristics, e.g., limbs, teeth, body covering, overall shape, backbone.
- Predict the next stages in growth and development of at least one animal from each of the following groups: mammals, birds, fish, reptiles, amphibians, and insects; and identify similarities and differences in their developmental sequences.
- Identify the food needs of at least one animal from each of the following groups: mammals, birds, fish, reptiles, amphibians, and insects.
- Demonstrate awareness that animals require different habitats in order to meet their basic needs of food, water, shelter and space.
- Identify examples of environmental conditions that may threaten animal survival.
- Recognize that habitat preservation can help maintain animal populations and identify ways that students' actions can assist habitat preservation.

